

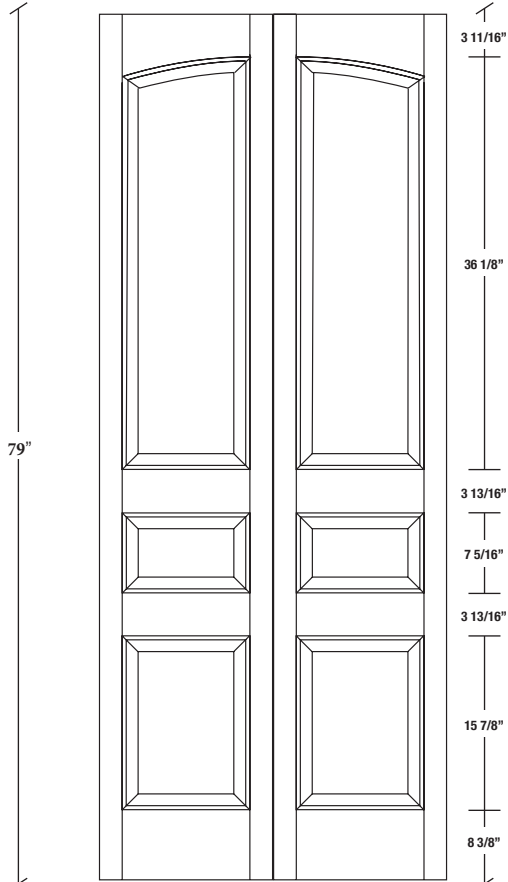
Technical drawings 6/7 - 6/11 - 7/11

Bifold Panel Door - U.S. specs



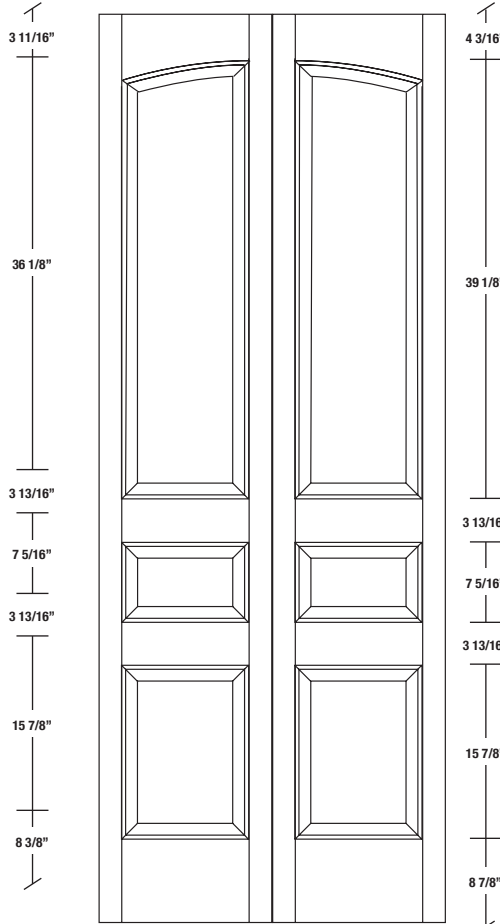
www.pbidoors.com

203ACP / 293ACP



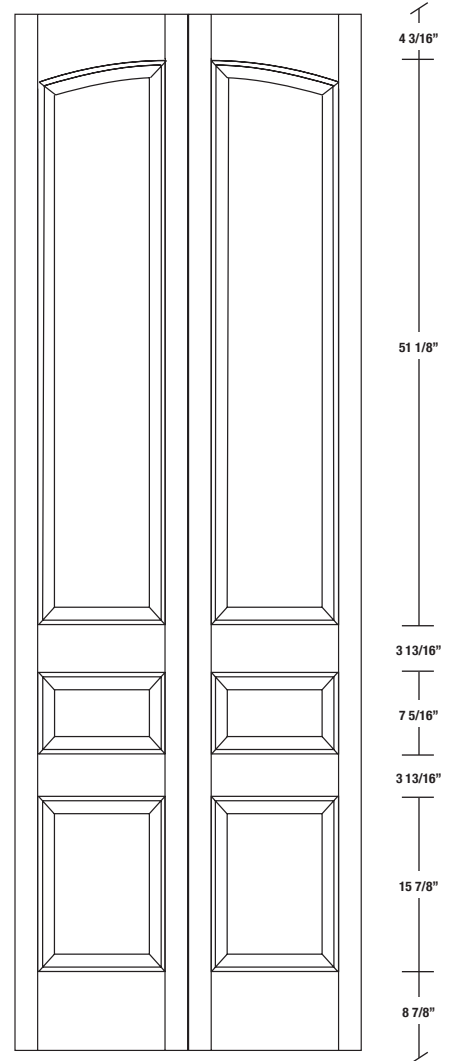
WIDTH				
36"		13 5/8"		13 5/8"
34"		12 5/8"		12 5/8"
32"		11 5/8"		11 5/8"
30"		10 5/8"		10 5/8"
28"	2 1/16"	9 5/8"	2 1/16"	9 5/8"
26"		8 5/8"		8 5/8"
24"		7 5/8"		7 5/8"
22"		6 5/8"		6 5/8"
20"		5 5/8"		5 5/8"

203ACP / 293ACP

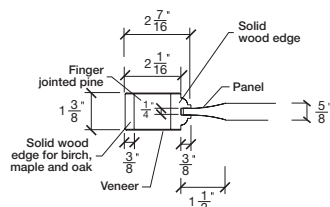


WIDTH				
36"		13 5/8"		13 5/8"
34"		12 5/8"		12 5/8"
32"		11 5/8"		11 5/8"
30"		10 5/8"		10 5/8"
28"	2 1/16"	9 5/8"	2 1/16"	9 5/8"
26"		8 5/8"		8 5/8"
24"		7 5/8"		7 5/8"
22"		6 5/8"		6 5/8"
20"		5 5/8"		5 5/8"

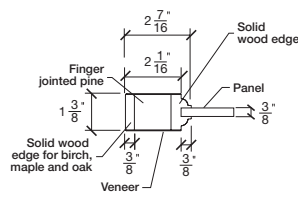
203ACP / 293ACP



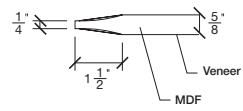
WIDTH				
36"		13 5/8"		13 5/8"
34"		12 5/8"		12 5/8"
32"		11 5/8"		11 5/8"
30"		10 5/8"		10 5/8"
28"	2 1/16"	9 5/8"	2 1/16"	9 5/8"
26"		8 5/8"		8 5/8"
24"		7 5/8"		7 5/8"
22"		6 5/8"		6 5/8"
20"		5 5/8"		5 5/8"



1 3/8" SIDERAIL
RAISED PANEL #20XXP



1 3/8" SIDERAIL
FLAT PANEL #29XXP



* Wood veneer on stain grade doors only

5/8" PANEL

février 2018 (revision 01)