

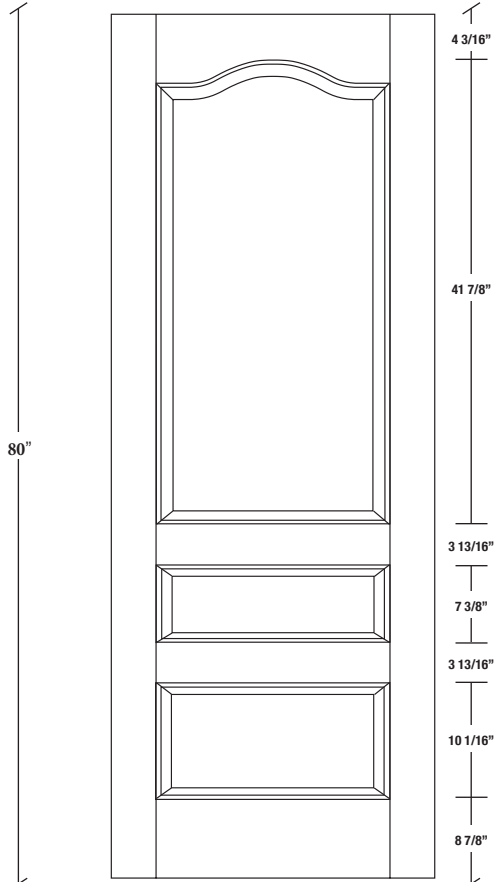
Technical drawings 6/8 - 7/0 - 8/0

Panel Door - U.S. specs



www.pbidoors.com

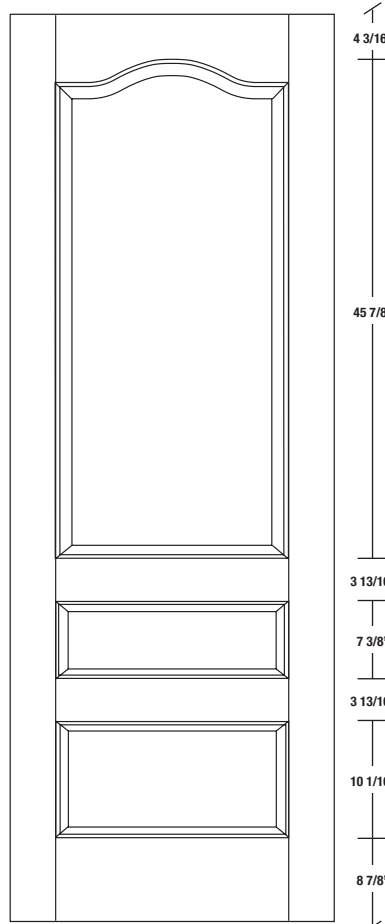
203KS / 293KS



WIDTH			
36"	4 3/16"	27 5/8"	4 3/16"
34"	4 3/16"	25 5/8"	4 3/16"
32"	4 3/16"	23 5/8"	4 3/16"
30"	4 3/16"	21 5/8"	4 3/16"
28"	4 3/16"	19 5/8"	4 3/16"
26"	4 3/16"	17 5/8"	4 3/16"
24"	4 3/16"	15 5/8"	4 3/16"

FOR SMALLER SIZES REFER TO MODEL #203KC P.100

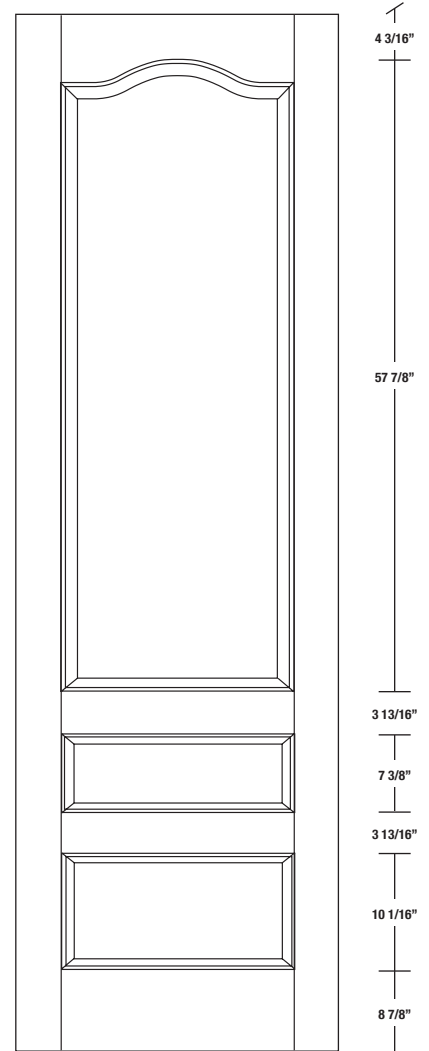
203KS / 293KS



WIDTH			
36"	4 3/16"	27 5/8"	4 3/16"
34"	4 3/16"	25 5/8"	4 3/16"
32"	4 3/16"	23 5/8"	4 3/16"
30"	4 3/16"	21 5/8"	4 3/16"
28"	4 3/16"	19 5/8"	4 3/16"
26"	4 3/16"	17 5/8"	4 3/16"
24"	4 3/16"	15 5/8"	4 3/16"

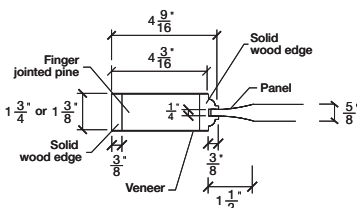
FOR SMALLER SIZES REFER TO MODEL #203KC P.100

203KS / 293KS

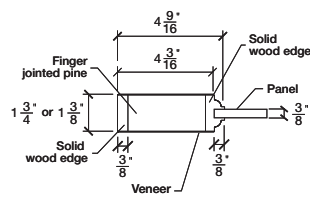


WIDTH			
36"	4 3/16"	27 5/8"	4 3/16"
34"	4 3/16"	25 5/8"	4 3/16"
32"	4 3/16"	23 5/8"	4 3/16"
30"	4 3/16"	21 5/8"	4 3/16"
28"	4 3/16"	19 5/8"	4 3/16"
26"	4 3/16"	17 5/8"	4 3/16"
24"	4 3/16"	15 5/8"	4 3/16"

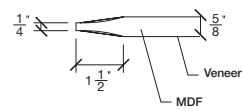
FOR SMALLER SIZES REFER TO MODEL #203KC P.100



SIDERAIL
RAISED PANEL #20XX



SIDERAIL
FLAT PANEL #29XX



* Wood veneer on stain grade doors only

5/8" PANEL