

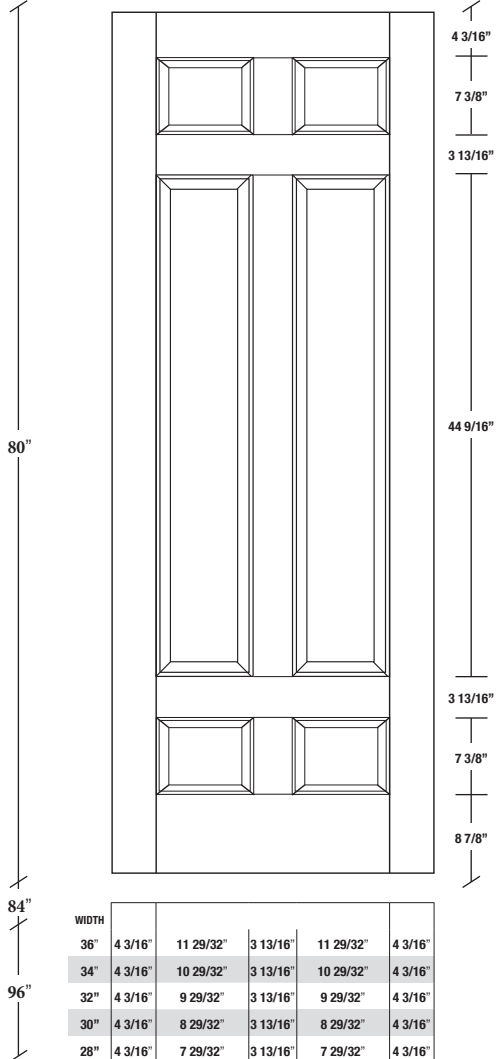
Technical drawings 6/8 - 7/0 - 8/0

Panel Door - U.S. specs



www.pbidoors.com

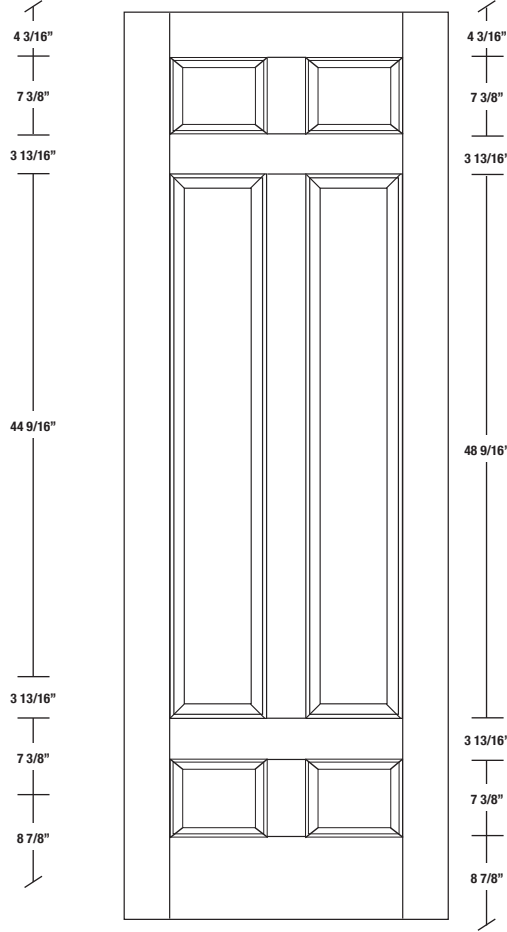
206T / 296T



WIDTH	36"	34"	32"	30"	28"	26"	24"
4 3/16"	11 29/32"	10 29/32"	9 29/32"	8 29/32"	7 29/32"	6 29/32"	5 29/32"
3 13/16"	3 13/16"	3 13/16"	3 13/16"	3 13/16"	3 13/16"	3 13/16"	3 13/16"
11 29/32"	10 29/32"	9 29/32"	8 29/32"	7 29/32"	6 29/32"	5 29/32"	4 3/16"

FOR SMALLER SIZES REFER TO MODEL #203T P.103

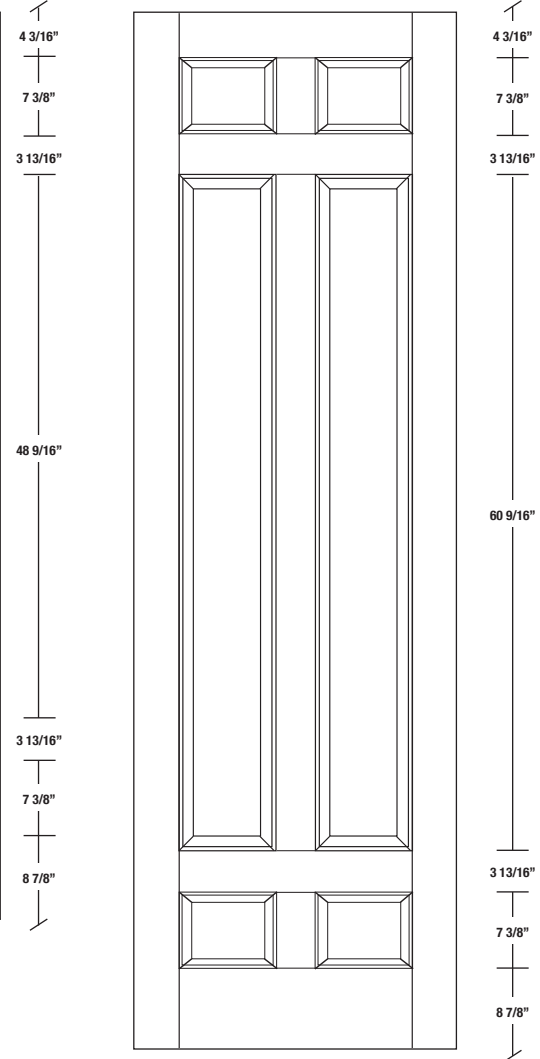
206T / 296T



WIDTH	36"	34"	32"	30"	28"	26"	24"
4 3/16"	11 29/32"	10 29/32"	9 29/32"	8 29/32"	7 29/32"	6 29/32"	5 29/32"
3 13/16"	3 13/16"	3 13/16"	3 13/16"	3 13/16"	3 13/16"	3 13/16"	3 13/16"
11 29/32"	10 29/32"	9 29/32"	8 29/32"	7 29/32"	6 29/32"	5 29/32"	4 3/16"

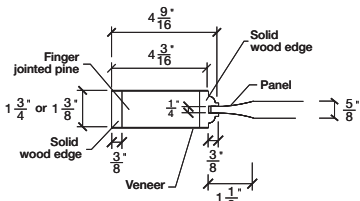
FOR SMALLER SIZES REFER TO MODEL #203T P.103

206T / 296T

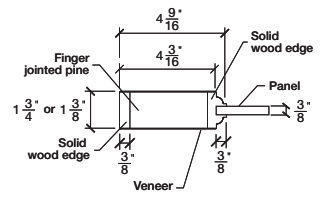


WIDTH	36"	34"	32"	30"	28"	26"	24"
4 3/16"	11 29/32"	10 29/32"	9 29/32"	8 29/32"	7 29/32"	6 29/32"	5 29/32"
3 13/16"	3 13/16"	3 13/16"	3 13/16"	3 13/16"	3 13/16"	3 13/16"	3 13/16"
11 29/32"	10 29/32"	9 29/32"	8 29/32"	7 29/32"	6 29/32"	5 29/32"	4 3/16"

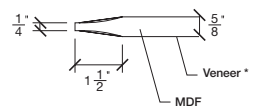
FOR SMALLER SIZES REFER TO MODEL #203T P.103



**SIDERAIL
RAISED PANEL #20XX**



**SIDERAIL
FLAT PANEL #29XX**



5/8" PANEL
* Wood veneer on stain grade doors only

février 2018 (revision 01)