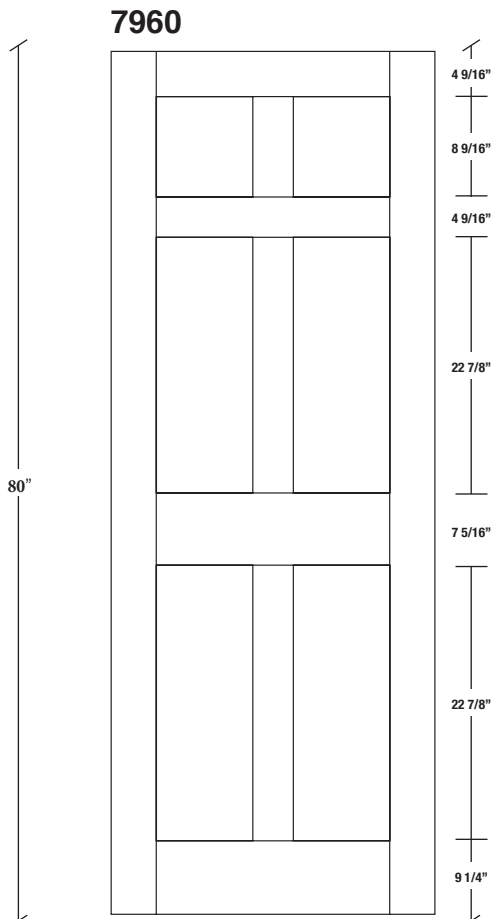


Technical drawings 6/8 - 7/0 - 8/0

Shaker Panel Door - U.S. specs

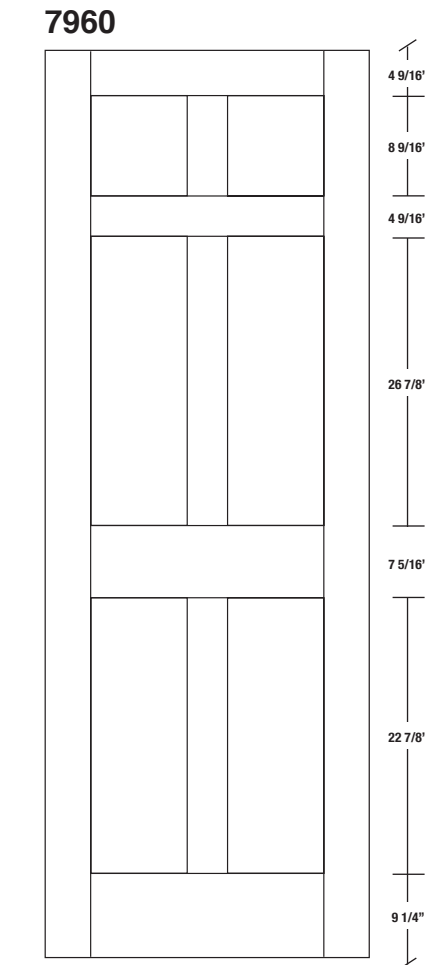


www.pbidoors.com



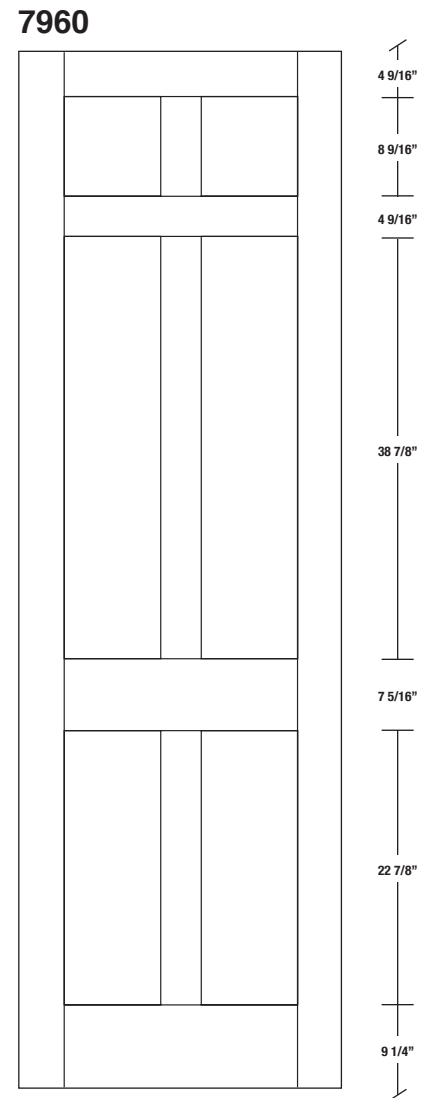
WIDTH	36"	34"	32"	30"	28"	26"	24"
4 9/16"	11 5/32"	10 5/32"	9 5/32"	8 5/32"	7 5/32"	6 5/32"	5 5/32"
4 9/16"	4 9/16"	4 9/16"	4 9/16"	4 9/16"	4 9/16"	4 9/16"	4 9/16"

FOR SMALLER SIZES REFER TO MODEL #7936 P.131



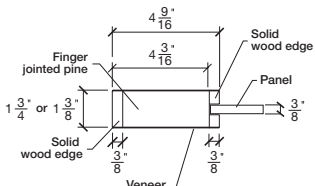
WIDTH	36"	34"	32"	30"	28"	26"	24"
4 9/16"	11 5/32"	10 5/32"	9 5/32"	8 5/32"	7 5/32"	6 5/32"	5 5/32"
4 9/16"	4 9/16"	4 9/16"	4 9/16"	4 9/16"	4 9/16"	4 9/16"	4 9/16"

FOR SMALLER SIZES REFER TO MODEL #7936 P.131



WIDTH	36"	34"	32"	30"	28"	26"	24"
4 9/16"	11 5/32"	10 5/32"	9 5/32"	8 5/32"	7 5/32"	6 5/32"	5 5/32"
4 9/16"	4 9/16"	4 9/16"	4 9/16"	4 9/16"	4 9/16"	4 9/16"	4 9/16"

FOR SMALLER SIZES REFER TO MODEL #7936 P.131



SHAKER SIDERAIL