

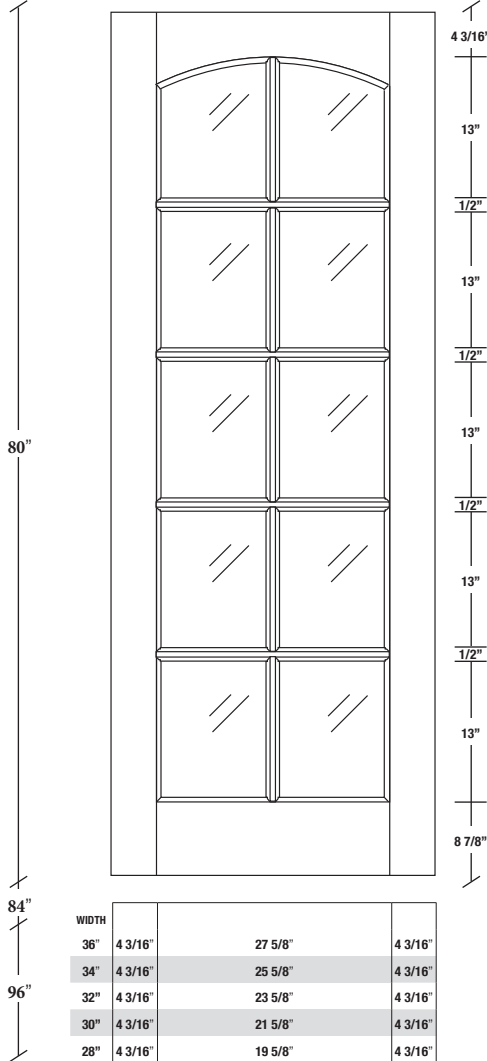
Technical drawings 6/8 - 7/0 - 8/0

French Door - U.S. specs



www.pbidoors.com

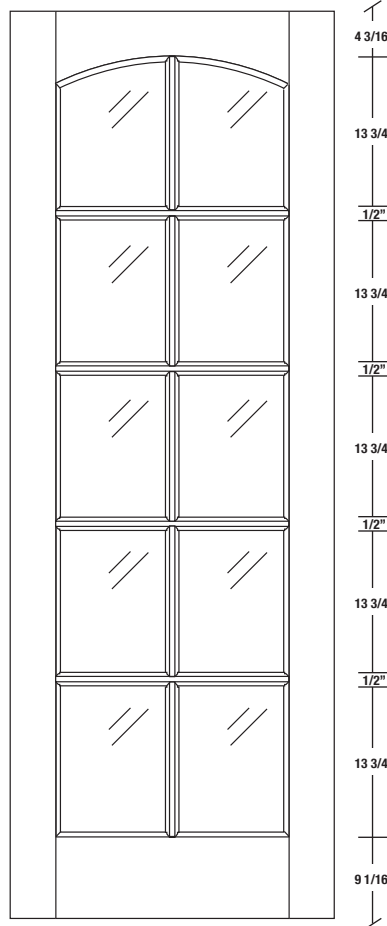
3100C



WIDTH			
36"	4 3/16"	27 5/8"	4 3/16"
34"	4 3/16"	25 5/8"	4 3/16"
32"	4 3/16"	23 5/8"	4 3/16"
30"	4 3/16"	21 5/8"	4 3/16"
28"	4 3/16"	19 5/8"	4 3/16"
26"	4 3/16"	17 5/8"	4 3/16"
24"	4 3/16"	15 5/8"	4 3/16"
22"	4 3/16"	13 5/8"	4 3/16"
20"	4 3/16"	11 5/8"	4 3/16"

FOR SMALLER SIZES REFER TO MODEL #3050C P.213

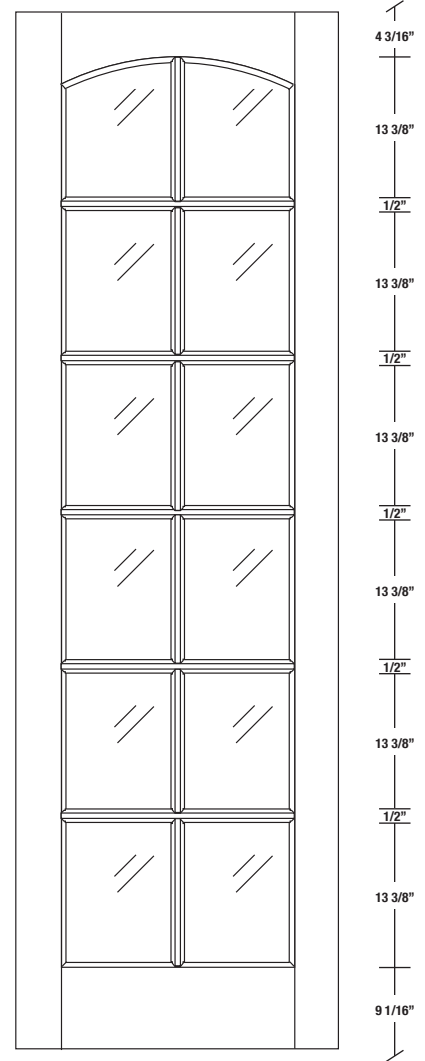
3100C



WIDTH			
36"	4 3/16"	27 5/8"	4 3/16"
34"	4 3/16"	25 5/8"	4 3/16"
32"	4 3/16"	23 5/8"	4 3/16"
30"	4 3/16"	21 5/8"	4 3/16"
28"	4 3/16"	19 5/8"	4 3/16"
26"	4 3/16"	17 5/8"	4 3/16"
24"	4 3/16"	15 5/8"	4 3/16"
22"	4 3/16"	13 5/8"	4 3/16"
20"	4 3/16"	11 5/8"	4 3/16"

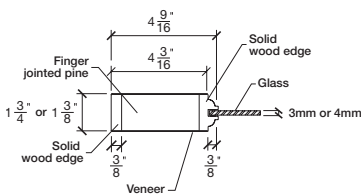
FOR SMALLER SIZES REFER TO MODEL #3050C P.213

3100C

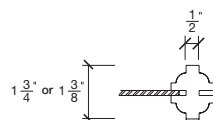


WIDTH			
36"	4 3/16"	27 5/8"	4 3/16"
34"	4 3/16"	25 5/8"	4 3/16"
32"	4 3/16"	23 5/8"	4 3/16"
30"	4 3/16"	21 5/8"	4 3/16"
28"	4 3/16"	19 5/8"	4 3/16"
26"	4 3/16"	17 5/8"	4 3/16"
24"	4 3/16"	15 5/8"	4 3/16"
22"	4 3/16"	13 5/8"	4 3/16"
20"	4 3/16"	11 5/8"	4 3/16"

FOR SMALLER SIZES REFER TO MODEL #3050C P.213



SIDERAIL



MUNTIN BAR