

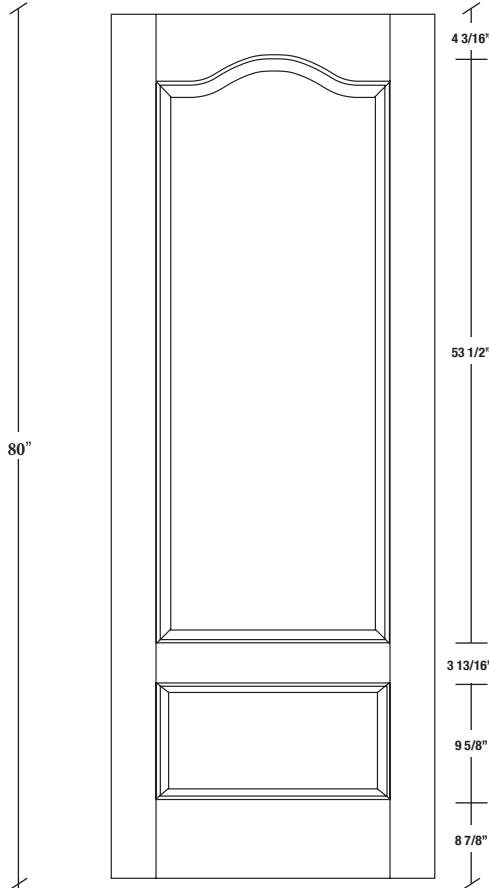
Technical drawings 80" - 84" - 96"

Panel Door - U.S. specs



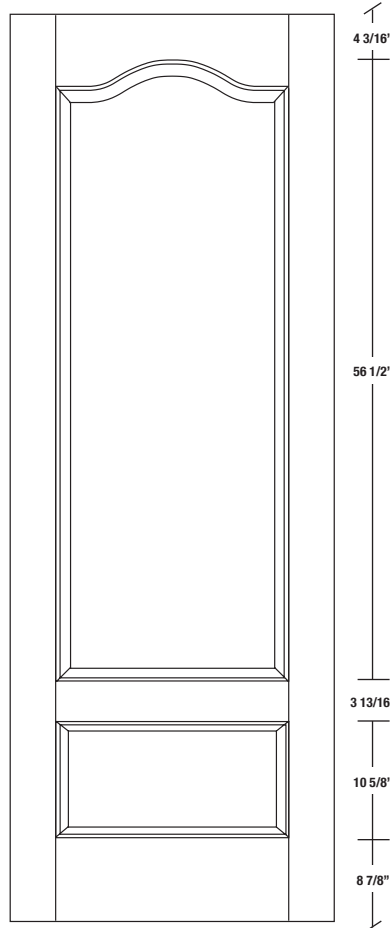
www.pbidoors.com

2023S / 2923S



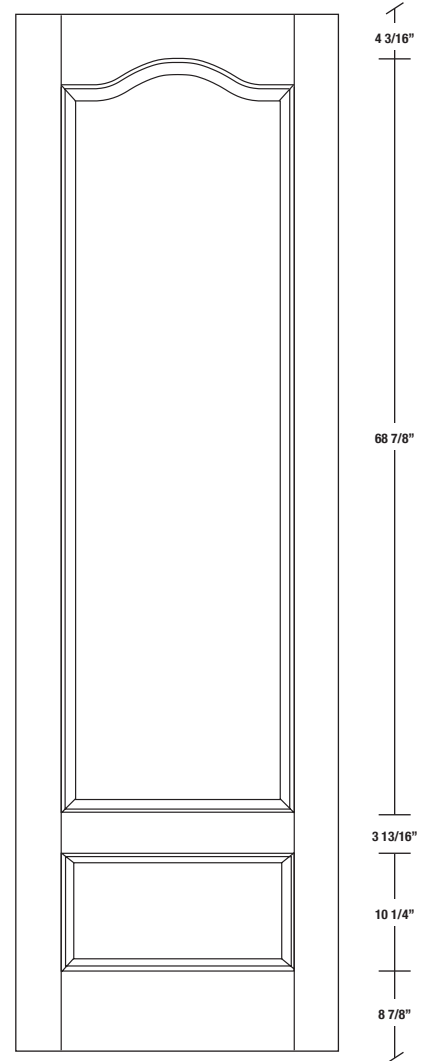
WIDTH			
36"	4 3/16"	27 5/8"	4 3/16"
34"	4 3/16"	25 5/8"	4 3/16"
32"	4 3/16"	23 5/8"	4 3/16"
30"	4 3/16"	21 5/8"	4 3/16"
28"	4 3/16"	19 5/8"	4 3/16"
26"	4 3/16"	17 5/8"	4 3/16"
24"	4 3/16"	15 5/8"	4 3/16"
22"	4 3/16"	13 5/8"	4 3/16"
20"	4 3/16"	11 5/8"	4 3/16"
18"	4 3/16"	9 5/8"	4 3/16"
16"	4 3/16"	7 5/8"	4 3/16"

2023S / 2923S

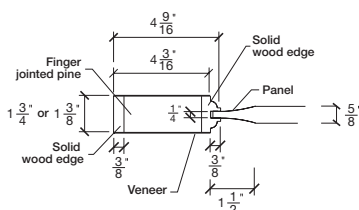


WIDTH			
36"	4 3/16"	27 5/8"	4 3/16"
34"	4 3/16"	25 5/8"	4 3/16"
32"	4 3/16"	23 5/8"	4 3/16"
30"	4 3/16"	21 5/8"	4 3/16"
28"	4 3/16"	19 5/8"	4 3/16"
26"	4 3/16"	17 5/8"	4 3/16"
24"	4 3/16"	15 5/8"	4 3/16"
22"	4 3/16"	13 5/8"	4 3/16"
20"	4 3/16"	11 5/8"	4 3/16"
18"	4 3/16"	9 5/8"	4 3/16"
16"	4 3/16"	7 5/8"	4 3/16"

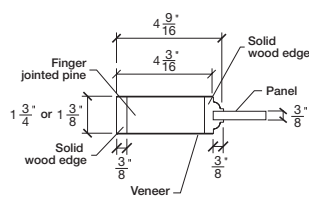
2023S / 2923S



WIDTH			
36"	4 3/16"	27 5/8"	4 3/16"
34"	4 3/16"	25 5/8"	4 3/16"
32"	4 3/16"	23 5/8"	4 3/16"
30"	4 3/16"	21 5/8"	4 3/16"
28"	4 3/16"	19 5/8"	4 3/16"
26"	4 3/16"	17 5/8"	4 3/16"
24"	4 3/16"	15 5/8"	4 3/16"
22"	4 3/16"	13 5/8"	4 3/16"
20"	4 3/16"	11 5/8"	4 3/16"
18"	4 3/16"	9 5/8"	4 3/16"
16"	4 3/16"	7 5/8"	4 3/16"



SIDERAIL
RAISED PANEL #20XX



SIDERAIL
FLAT PANEL #29XX

April 2018 (revision 01)