
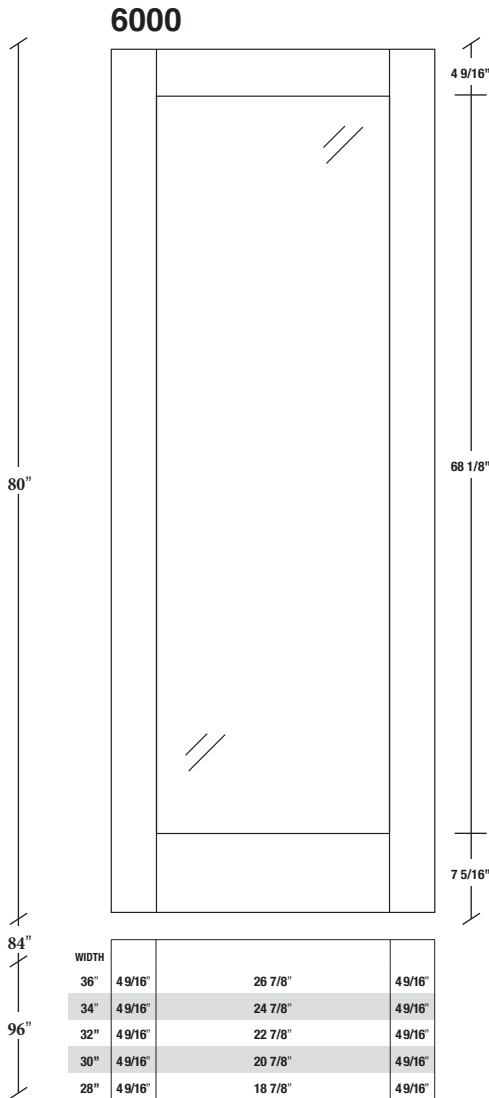


Technical drawings 6/8 - 7/0 - 8/0

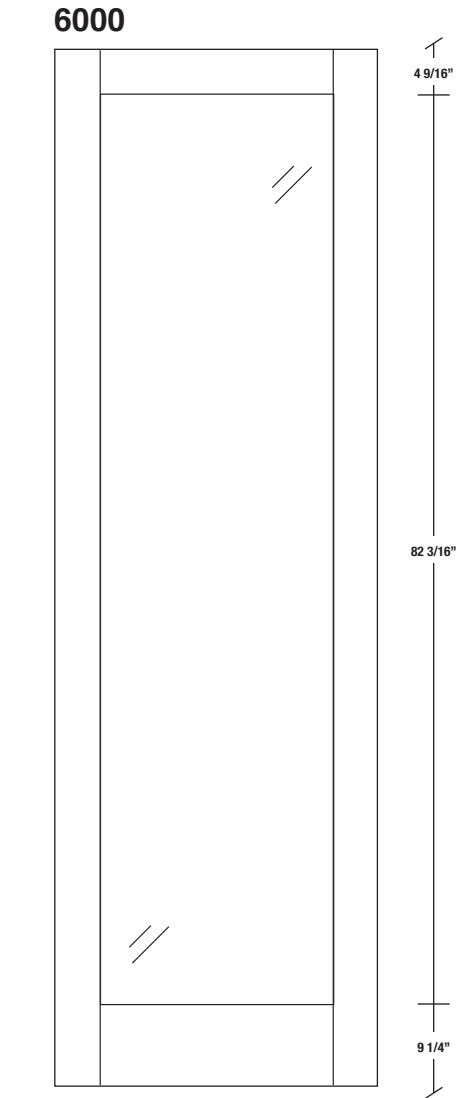
Shaker One Lite Door - U.S. specs (c)



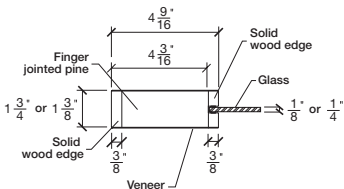
www.pbidoors.com



WIDTH			
36"	49/16"	26 7/8"	49/16"
34"	49/16"	24 7/8"	49/16"
32"	49/16"	22 7/8"	49/16"
30"	49/16"	20 7/8"	49/16"
28"	49/16"	18 7/8"	49/16"
26"	49/16"	16 7/8"	49/16"
24"	49/16"	14 7/8"	49/16"
22"	49/16"	12 7/8"	49/16"
20"	49/16"	10 7/8"	49/16"
18"	49/16"	8 7/8"	49/16"
16"	49/16"	6 7/8"	49/16"
15"	27/16"	10 1/8"	27/16"
14"	27/16"	9 1/8"	27/16"
12"	27/16"	7 1/8"	27/16"



WIDTH			
36"	49/16"	26 7/8"	49/16"
34"	49/16"	24 7/8"	49/16"
32"	49/16"	22 7/8"	49/16"
30"	49/16"	20 7/8"	49/16"
28"	49/16"	18 7/8"	49/16"
26"	49/16"	16 7/8"	49/16"
24"	49/16"	14 7/8"	49/16"
22"	49/16"	12 7/8"	49/16"
20"	49/16"	10 7/8"	49/16"
18"	49/16"	8 7/8"	49/16"
16"	49/16"	6 7/8"	49/16"
15"	27/16"	10 1/8"	27/16"
14"	27/16"	9 1/8"	27/16"
12"	27/16"	7 1/8"	27/16"



SHAKER SIDERAIL