







# MACHINING SHEET : FLUSH PULL/ JAMB LOCK

1. Brand	Flush Pull Brand	
	Flush Pull Model #	
	If multiple options on template please specify :	

2. Machining Spec.	<b>SINGLE BORING</b>	
	<p>5 LJKW 6 LGH U <del>5</del> D L O ) U R Q W / H I W 6 LGH U <del>6</del> D ) U R Q W</p> <p>Qty : ____</p>  <p>FACE / GLASS PATTERN</p>	<p>5 LJKW 6 LGH U <del>5</del> D L O ) U R Q W / H I W 6 LGH U <del>6</del> D ) U R Q W</p> <p>Qty : ____</p>  <p>FACE / GLASS PATTERN</p>
	<p>5 LJKW 6 LGH U <del>5</del> D L O % D F N / H I W 6 LGH U <del>6</del> D % D F N</p> <p>Qty : ____</p>  <p>FACE / GLASS PATTERN</p>	<p>5 LJKW 6 LGH U <del>5</del> D L O % D F N / H I W 6 LGH U <del>6</del> D % D F N</p> <p>Qty : ____</p>  <p>FACE / GLASS PATTERN</p>
	<b>BACK TO BACK BORING</b>	
<p>Right Stile - BTB (RSBTB)</p> <p>Qty : ____</p>  <p>FACE / GLASS PATTERN</p>	<p>Left Stile - BTB (LSBTB)</p> <p>Qty : ____</p>  <p>FACE / GLASS PATTERN</p>	

